

Listening Cloze Test 4

متن را گوش کنید و سعی کنید جای خالی ها را پر کنید. برای سادگی بیشتر، تعداد کلمات جای خالی با فاصله مشخص شده است. هر چند بار که خواستید می توانید pause کرده و دوباره گوش کنید. وقتی کلمات را نوشتید بررسی کنید که آیا این کلمات از نظر گرامری و معنایی به جای خالی ها می خورند یا نه.

Man: Smart Electricals. Mike speaking. How may I help you today?

Woman: Ah, good morning. I'm calling to complain about an item I recently 1) ___ from your company. I'm not happy with it.

Man: Oh, I'm really sorry to hear that. I'll take you through the company's 2) ____. I'll need to retrieve your files from our records so that we can discuss the problem properly and find a solution. I'll need to take some details from you first. Is that okay?

Woman: Okay, but I don't have a lot of time. Will it take long?

Man: Not long, madam. Can I first take your name?

Woman: Yes, it's 3) ___.

Man: Okay. Can I have the address, please?

Woman: Yes, it's Flat 1,25 Alpine Avenue - that's 4) ___ Avenue. Harchester. The postcode is 5) ___.

Man: Okay, next, could you give me your telephone number? Preferably one that we can call you on during normal working hours.

Woman: Well, the home one is 6) ___ but you're only likely to catch me on that number in the evenings. I usually have my mobile phone with me during the day, though.

Man: It's probably best to take that number, then.

Woman: All right, my mobile number is 7) ___.

Man: And do you have the 8) ___ on you, by any chance?

Woman: Well, I have the receipt that the camera came with in front of me.

Man: Ah, good.

Woman: Which number is it? It's a bit confusing...

Man: It should be the 7 digit number on the top left corner of your invoice.

Woman: Let me have a look. I need my glasses ... Found it. It's 9) ___.

Man: Thanks. Now, when did you purchase the item?

Woman: Well, the camera 10) ___ last Monday, on the first of February. I ordered it online about two weeks before that but I can't remember the exact date.

Man: If you have another look on the 11) ____, the date should be there.

Woman: Oh yes. Here it is. 12) ___.

Man: Okay, I'll make a note of that. So, the item is a digital camera?

Woman: Yes. It's the Aqua Powershot model in silver.

Man: Thank you. Did you take out any kind of insurance when you bought it?

Woman: Well no, it was on special offer. I didn't need to pay any extra for the insurance because it came with a special 13) ____ - ____ .

Man: Well, it means you're fully covered for at least another three years. Right, what is the problem?

Woman: Yes. The first thing is that it 14) ____ ____ ____ ____ in the box when there were supposed to be two.

Man: Oh, dear. I'm terribly sorry about that. It must have been an 15) ____ in the packing department. I can do something about that straightaway and get one sent out to you.

Woman: Well, that's not the only thing. I bought it as a present for my niece because she loves swimming. It said on the website that it was 16) ____ . But when she took it on holiday and tried to use it under water, it got ruined because water got into the lens. You can imagine how disappointed my niece was.

Man: I certainly can. Were those the only problems?

Woman: No. There was one other thing. It came with a case to protect it. When I opened the box to take the case out, I saw that it had 17) ____ ____ ____ on it.

Man: We're really sorry about that. I can offer to have the camera repaired for you. In the event that it can't be repaired, we'll send you 18) ____ ____ .

Woman: Erm, I don't think so. Seeing as it was faulty in the first place, I wouldn't want another one. I think I'd rather have my money back. 19) ____ ____ ____ ____ ?

Man: Yes. Of course. If you send it back to 20) ____ ____ , I'll make sure it's dealt with.

Woman: Thank you very much.

Listening Transcribing 4

جملات را کامل گوش کنید و سعی کنید به خاطر بسپارید و بنویسید. بعد از هر جمله می توانید Pause کرده و جملات را بنویسید. اما مهم است که جملات را کامل گوش کرده و بدون Pause در داخل جمله آنها را بفهمید، حفظ کرده و بنویسید.

1. _____
2. _____
3. _____
4. _____
5. _____
6. _____
7. _____
8. _____
9. _____
10. _____
11. _____
12. _____
13. _____
14. _____
15. _____
16. _____
17. _____
18. _____
19. _____
20. _____

تکنیک های Listening - نقشه ها

در این سئوالات شما باید با گوش کردن و فهم مسیر، بخش های مختلف یک نقشه را شناسایی کنید. گاهی جواب ها به صورت لیست داده میشود و شما باید آنها را انتخاب کنید و گاهی باید آنها را خودتان بنویسید .

- مهمترین نکته در جواب دادن به این سئوالات آن است که سئوالات در Listening همیشه به ترتیب هستند!
- دومین عاملی که میتواند شما را در جواب دادن به این سئوالات آماده کند، داشتن دانش خوب از لغات و عبارات جهت یابی است. به این عبارات دقت کنید و سعی کنید، معانی دقیق آنها را خوب بیابید:

- at the top/at the bottom
- on the left/on the right/on the far side
- North/South/East/West
- to the north/to the west
- slightly west of
- in the southwest/in the northeast
- in the middle of/in the centre of
- above/below
- opposite/in front of/facing
- left hand side/right hand side
- opposite/in front of/facing
- left hand side/right hand side
- left hand side/right hand side
- opposite/in front of/facing
- left hand side/right hand side
- clockwise/anticlockwise
- left hand side/right hand side
- clockwise/anticlockwise
- clockwise/anticlockwise
- a little beyond
- just past
- before you get to
- adjoining/adjacent to
- enter via
- runs alongside
- clockwise/anticlockwise

- ابتدا در زمان داده شده قبل از پخش، حتما نقشه را خوب بررسی کنید. سعی کنید پیش بینی کنید برای هر قسمت، چه خواهید شنید و یا از چه مسیری احتمالاً گوینده پیش خواهد رفت. حتما به سرخ هایی که روی شکل داده شده است خوب دقت کنید و اگر اسامی خاص هستند، آنها را برای خود یکبار بخوانید تا گوش تان عادت کرده باشد .
- حتماً به ابتدای Listening خوب گوش کنید تا محلی را که از آنجا شروع میشود، خوب بفهمید .
- به مکث های طولانی و یا عبارات Signposting که نشان دهنده مرحله بعد است خوب دقت کنید. مثلاً عباراتی مانند:

- The next room we are about to see is...
- If you now follow me to....


نشان می دهند که باید سراغ سئوال بعدی بروید .

- در این نوع سئوالات، همیشه اطلاعات اضافه زیادی هم ارائه میشوند که اصلاً اهمیت ندارند. سعی کنید گوش خود را برای شنیدن آدرس ها و عبارات مربوطه تقویت کنید و از شنیدن و دقت کردن به اطلاعات اضافه پرهیزید .
- سعی کنید در زمان شنیدن جواب، آنها را خیلی سریع یادداشت کنید و فکر کردن در مورد املائی کلمه (در مورد آنهایی که باید خودتان بنویسید) و یا پیدا کردن گزینه مناسب (در مورد آنهایی که لیست مکان ها را می دهد) را به زمان داده شده بعد از آن بخش موکول کنید .

Listening 12

Choose letters A-G for each questions.

Vegetable Garden



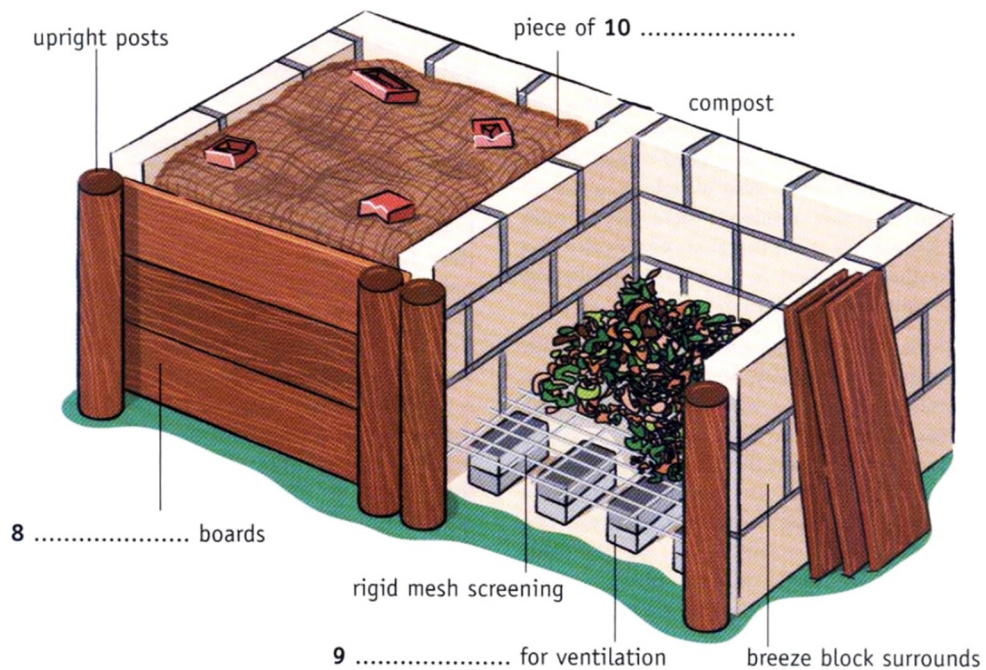
- A tall plants
- B strawberries
- C shed
- D manure heap
- E vegetable bed
- F greenhouse
- G compost bins

- 1
- 2
- 3
- 4

Listening 13

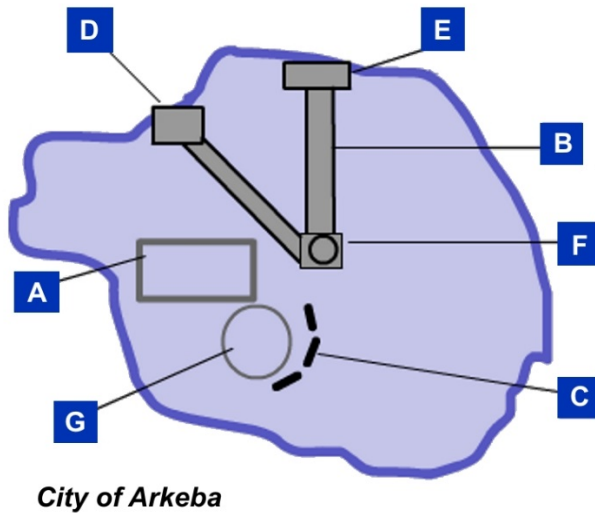
Label the diagram. Use **NO MORE THAN THREE WORDS** for each answer.

Compost Bin



Listening 14

Write the correct letters A-G next to the questions.



1. National Congress
2. Independence Avenue
3. Railway Station
4. St Paul's Park
5. St. Jame's Circus
6. Army
7. Modern Art Museum

Listening – Spelling and Pronunciation 4

به کلماتی که می شنوید خوب گوش کنید و سعی کنید آنها را بنویسید. در این تمرین املائی کلمات بسیار اهمیت دارد.

1. _____
2. _____
3. _____
4. _____
5. _____
6. _____
7. _____
8. _____
9. _____
10. _____
11. _____

12. _____
13. _____
14. _____
15. _____
16. _____
17. _____
18. _____
19. _____
20. _____
21. _____
22. _____